



Camps Population

1.965 M

Number of IDP population in IDP sites registered in ISIMM



Recent Displacements*

5,501

+278 compared to the previous month



IDP Returnees

1,583

-361 compared to the previous month

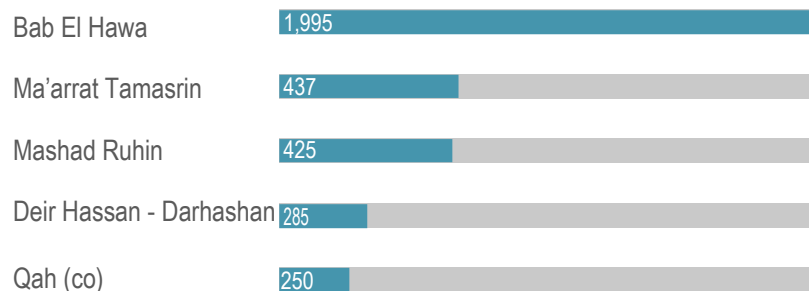
This report covers northwest Syria region for the period from 01/07/2023 to 31/07/2023. Data was collected from 895 accessible communities in both Greater Idlib and Northern Aleppo governorates through KIs. The KI groups have at least two members and for over 350 communities the group consists of 3 members.

Disclaimer:

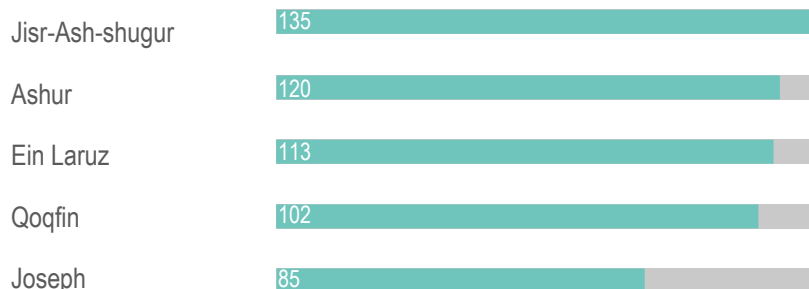
1.Displacements in north-west Syria (NWS) is highly fluid; IDP figures are rapidly changing due to dynamic environment and movements between sites and communities.CCCM will continue updating figures- monthly.

2.Returnees: refer to internal IDP movements from displacement sites to their homes or habitual residences in NWS.

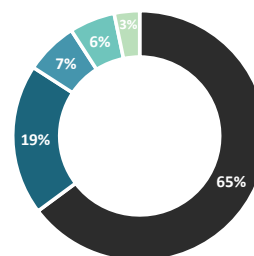
Top Arrival Communities



Top Returnee Destinations (Communities)

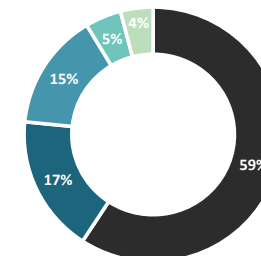


The most common pulling factors for new arrivals



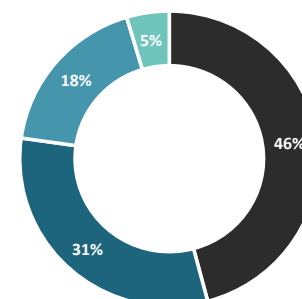
- Family ties/host community relationship
- Access to income and employment opportunities
- Security situation in the assessed location
- Access to shelter/shelter support

The most common reasons as push factors



- Loss of income
- Reduced access to humanitarian assistance
- Increase in rent prices
- Escalation of ground-based conflict
- Anticipation of future conflict escalation

Priority Needs (for new arrivals)



- Livelihoods
- Shelter
- Food
- NFI



* This figures reflect the number of movements in July 2023, noting that individuals may have been exposed to multiple displacements, for that reason moving may vary.